

Using IT Systems at QEGS

Username

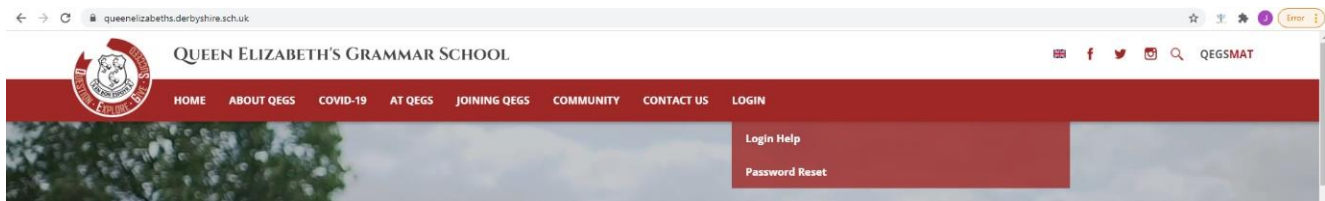
A student's username is made up of a number, followed by their surname and initial. The number represents the year they joined the school, so the username of someone starting Year 7 in 2021 would start with the number 1. So, for example, a student called 'John Smith', starting in 2021, would have the username '1SmithJ',

Email Address

A student's email address is in the format username@queenelizabeths.derbyshire.sch.uk so, using the above example of 'John Smith', their email address would be 9smithj@queenelizabeths.derbyshire.sch.uk Be very careful with the spelling/typing. If you get one character wrong the email will not reach its intended recipient.

Logging In

To access the school's systems, go to the main school homepage at www.queenelizabeths.derbyshire.sch.uk Click 'Login' and enter your username and password.




If you have difficulty, the 'Login Help' option may help you. You can also reset your password from here if you have forgotten it or think it might have expired.

Once you've logged in, you'll see lots of useful links. You can access your email, Go4Schools and Teams from here.

Accessing Microsoft Teams

A link to Microsoft Teams is available on the school intranet. This should automatically log you in when clicked on.



If using the Teams app, you will be prompted to login when you open the app. Use your school username and password to log in when prompted.


Teams is where you can access live lessons and find resources if you need to work from home.

Go 4 Schools

To access Go 4 Schools as a student for the first time, go to <https://www.go4schools.com/students/Login.aspx> (there is a separate link for parental access).

Click on the link 'First-time User?'

Fill in your school email address and click 'New password'.



Enter password

.....

[Forgotten my password](#)

[Sign in with another account](#)

[Sign in](#)

Please use your school username and @queenelizabeths.derbyshire.sch.uk. Your password is the same as the main school password.

Welcome!

This is the GO 4 Schools login page for Parents and Guardians

In order to login, you will need to use the email address that your child's school holds for you.

If you don't have a password, you can request a password reset email using the 'First-time User?' and 'Forgotten your Password?' links.

If you are having problems logging on, please contact your child's school.

[Important notice about Microsoft Internet Explorer 11](#)

GO 4 Schools Parent App

If your child's school uses GO 4 Schools, they can add the GO 4 Schools mobile app to make it even easier for you to see your child's timetable, homework, behaviour records, attendance, etc. What you will see depends on which GO 4 Schools

[First-time User?](#)
[Forgotten your Password?](#)

Go 4 Schools will then send you an email (check your junk items if it doesn't show up in your inbox). Go to your email account and follow the instructions in the email to complete setting up your account. Once set up, return to the link above and log in.