OCR
Oxford Cambridge and RSA

GCSE (9–1) Music

J536/05 Listening and Appraising

Wednesday 6 June 2018 – Afternoon

Time allowed: 1 hour 30 minutes

You may use:
- a black pen
- a pencil

OCR supplied Materials:
- CD

First name	
Last name	

Centre number						Candidate number				

INSTRUCTIONS
- Use black ink or pencil.
- Complete the boxes above with your name, centre number and candidate number.
- You have **2** minutes to read through this question paper.
- Answer **all** the questions.
- Write your answer to each question in the space provided. If additional space is required, use the lined page(s) at the end of this booklet. The question number(s) must be clearly shown.
- Do **not** write in the barcodes.

INFORMATION
- The total mark for this paper is **80**.
- The marks for each question are shown in brackets **[ ]**.
- Time is allowed for you to write your answers between the playing of the extracts.
- The quality of extended response will be assessed in questions marked with an asterisk (*).
- This document consists of **16** pages.

© OCR 2018 [601/8216/7]
DC (SC) 157182/3

OCR is an exempt Charity

* 0009471009801 *

Answer **all** the questions.

1 **This question is based on Area of Study 5 – Conventions of Pop.**

You will hear this extract **three** times.
It is sung by a solo artist from 1990 to the present day.

(a) Give the name of an artist who might have performed this song.

..... **[1]**

(b) Underline the interval between the two notes sung on the words '**I do**' in the first line of the song.

2nd 3rd 5th 6th

[1]

(c) Tick the box next to the repeated hand-clap rhythm.



[1]

(d) Describe the way the singer sings the word '**do**' when you hear the phrases 'just say I do'.

.....

.....

..... **[2]**

(e) Give **four** features of the accompaniment that you hear in this extract, apart from the rhythm above.

1 .....

2 .....

3 .....

4 .....

[4]

© OCR 2018

DO NOT WRITE IN THIS MARGIN

2 This question is based on Area of Study 2 – The Concerto Through Time.

You will hear this extract **three** times.

(a) Identify the instrument playing the solo. ..... **[1]**

(b) Describe how the solo instrument and the orchestra work together in this extract.

.....

.....

.....

.....

..... **[4]**

(c) (i) Name the period of composition for this extract.

..... **[1]**

(ii) Give **two** reasons for your answer.

1 .....

2 .....

[2]

(d) Tick the box next to the statement that correctly describes the modulation during this extract.

The music begins in the tonic and ends in the dominant ☐

The music begins in the tonic and ends in the sub-dominant ☐

The music begins in the tonic and ends in the relative minor ☐

The music begins in the tonic and ends in the tonic ☐

[1]

© OCR 2018

* 0009471009803 *

3* This question is based on Area of Study 3 – Rhythms of the World.

You will hear this extract **four** times.

This is an extract of Bhangra. Using your knowledge of this style write a paragraph, using sentences, describing the music that you hear. You may wish to refer to instruments, voices, rhythm, melody, accompaniment, technology and any other features that are relevant to the context of the music.

.....

.....

.....

.....

.....

.....

.....

.....

.....

.....

.....

.....

.....

.....

.....

.....

.....

..... **[9]**

© OCR 2018

DO NOT WRITE IN THIS MARGIN

You may use this page to make notes in preparation for your answer to question 3.

This page will **not** be marked.

© OCR 2018

4 This question is based on Area of Study 4 – Film Music.

You will hear this extract **three** times.

This extract is from a symphony by Beethoven that was used to accompany a scene from the film *The King's Speech*.

(a) (i) Suggest a suitable dynamic for the **opening** of this extract.

..... **[1]**

(ii) Suggest a suitable dynamic for the **remainder** of this extract.

..... **[1]**

(b) What family of instruments is used for the melodic parts in this extract?

..... **[1]**

This music was played during a very serious moment in the film. The King, who found it very difficult to speak in public, was giving a speech to the nation warning of an impending war.

(c) Give **five** reasons why this music is suitable to portray such a serious scene.
(Do not include information about dynamics).

1 .....

2 .....

3 .....

4 .....

5 .....

[5]

© OCR 2018

DO NOT WRITE IN THIS MARGIN

BLANK PAGE

PLEASE DO NOT WRITE ON THIS PAGE

© OCR 2018

5 This question is based on Area of Study 2 – The Concerto Through Time.

You will hear this extract **four** times.

A single stave score of the main melody is printed opposite.

(a) Using the given rhythm, fill in the missing notes in bars 7 and 8. **[7]**

(b) The melody is played by both the right and left hands in this extract. Underline the interval at which the left hand plays with the right hand.

3rd 5th 6th Octave **[1]**

(c) Underline the term for the bassoon part that starts in bar 3.

Imitation Countermelody Cadenza Riff **[1]**

(d) Give the number of the bar where a **ritenuto** is heard. ..... **[1]**

(e) Suggest a suitable composer for this extract. ..... **[1]**

(f) Suggest a suitable venue for a performance of this extract.

..... **[1]**

© OCR 2018



© OCR 2018

* 0009471009809 *

DO NOT WRITE IN THIS MARGIN

6 This question is based on Area of Study 5 – Conventions of Pop.

You will hear **two** extracts from rock anthems which are sung by the same group.
Extract A followed by Extract B will be played **three** times.

(a) Compare the tempo of both extracts.

..... **[1]**

(b) How many beats in a bar do both extracts have? ..... **[1]**

(c) Compare the structure of these extracts.

.....

.....

..... **[2]**

(d) Give three features of the style of singing that is similar in both extracts.

1 .....

2 .....

3 .....

[3]

DO NOT WRITE IN THIS MARGIN

© OCR 2018

(e)* Using your knowledge of the genre compare the use of the **guitars** in both extracts.
You may wish to consider the style of playing and the use of technology in your answer.
Give similarities and/or differences.

.....

.....

.....

.....

.....

.....

.....

.....

.....

.....

.....

..... **[6]**

© OCR 2018

* 0009471009811 *

DO NOT WRITE IN THIS MARGIN

7 This question is based on Area of Study 4 – Film Music.

You will hear this extract **four** times.
A single stave score of the main melody is printed opposite.

(a) In the box above bar 1 write an appropriate tempo. **[1]**

(b) In the vertical box on the stave at the beginning of the extract write the time signature. **[1]**

(c) Give the number of the bar where you hear:

(i) a harp glissando. ..... **[1]**

(ii) the first entry of the timpani. ..... **[1]**

(d) **(i)** In the box **below** bar 2 write the name of an instrument that is playing the countermelody. **[1]**

(ii) In the box **above** bar 9 write the name of the brass instrument that is playing the written melody. **[1]**

(iii) In the box **above** bar 17 write the name of the woodwind instrument that is playing the written melody. **[1]**

(e) In the oval box below bar 17 write an appropriate dynamic. **[1]**

This melody is one of the first great themes of the movies. It was written for the epic romantic film *Gone with the Wind*. The theme is very emotional and majestic.

(f) Give **four** features of the music that help to convey this.

1 .....

2 .....

3 .....

4 .....

[4]

© OCR 2018

DO NOT WRITE IN THIS MARGIN



© OCR 2018

* 0009471009813 *

8 This question is based on Area of Study 3 – Rhythms of the World.

You will hear this extract **three** times.

This extract is a Greek song performed in a traditional style.

(a) Name the instrument that plays the melody in this extract.

..... **[1]**

(b) Underline the name of the ornament that features significantly in the opening melody.

Trill Turn Mordent Acciaccatura **[1]**

(c) Describe the melodic parts just after the percussion enters.

.....

.....

.....

.....

..... **[3]**

(d) Give **three** features of the vocal melody and style of singing.

1 .....

2 .....

3 ..... **[3]**

END OF QUESTION PAPER

© OCR 2018

DO NOT WRITE IN THIS MARGIN

ADDITIONAL ANSWER SPACE

If additional space is required, you should use the following lined page(s). The question number(s) must be clearly shown in the margin(s).

© OCR 2018