



COUNTDOWN

to SUCCESS!

> making the most of Y11

**Revision and Support Guide
for Parents and Students**



How parents and carers can help

The good news is that you don't need to be an expert in any of the subjects your child studies to make a difference.

One of the hardest demands on students is that of understanding the long-term importance of doing the best they can, and learning to shelve short-term fun in the interest of long-term benefits (not easy, even for adults).

Your support, encouragement and interest can make a spectacular difference to your child's motivation and ability to cope with the academic and organisational demands of the exam period.

1. Attendance: 90% in an exam is a great result but in terms of attendance it means that the student has missed 1 of every 10 teaching days – over a period of a year this is equivalent to 4 weeks of school. Research suggests that 17 days missed from school (approximately one half day each week), equates to a GCSE grade. **Please help your child to attend school and all lessons. Our target is 96% attendance.**

2. Get them to self-test: Regular testing in order to recall content is the best way of getting us to think hard. Thinking about and getting the answer is much better than re-reading notes. Encourage them to quiz themselves often.

3. Encourage them to do any past exam questions: The best way to revise is through past exam papers; it is the closest thing they will get to the real exam and the best way of checking for any gaps in understanding. Get hold of the mark schemes too so that they can self-mark (see our subject pages for information)

4. Get your child to tell you what they have learnt or are revising: Quiz them at random times; at breakfast, in the car or during dinner. Their exercise book should be a good place to start and a good source of quizzing information for you. Get them to explain their answer, this will help them to remember it.

5. Read around the subject: Even if the content is not on the exam, reading around the subject helps to build deeper understanding. See our subject pages for ideas.

6. Distribute their practice of different subjects or areas of a subject: Space out the time they revise. Cramming is fine for the short term, but it is not the most effective way of revising. Little and often is better. A revision timetable will help with this. There are some examples in this booklet.

7. Learn keywords and definitions by heart: Learning definitions of key words will help students to gain a few extra marks and will help them to understand the exam questions. Produce memory cards or sticky notes with the key word and correct definition.

8. Rhymes and mnemonics: Rhymes and mnemonics can be a fun way of revising and can be effective when helping to store larger amounts of information. Get your child to write them on posters and stick them around their bedroom.

9. Make sure they sleep, eat and stay hydrated: Exercise is good for the body and mind and can help students to cope with stressful situations. The brain and body also need plenty of rest and plenty of fuel.

10. Ensure they have a balance of rest: Remove any distractions such as computers and phones and encourage your child to study for small but focused amounts of time. They should revise for about 30 minutes to an hour at a time, with a good break in between sessions.

11. Subject specific is best: Revision varies from subject to subject. They will be examined on what we have taught them in class and the most important thing is that they remember the content we have taught. See our subject pages for specific advice.

12. Start now! The sooner they start to revise, the more confident they will feel going into the exam.

QEGS “How to Revise” Guide for students

The basics:

- ✓ Find a quiet and tidy space where you can work
- ✓ Switch off/hide your phone and other electronic devices so that you are not distracted – better still hand them to your parents/carers!
- ✓ Make sure you have the equipment you will need, for example, your exercise books for the subjects you are revising/preparing for, textbooks, revision guides, paper, pens, pencils, highlighters etc.
- ✓ Are you hungry? Get something to eat – you learn best when you are not hungry
- ✓ Are you thirsty? Make sure you have some water nearby

How often do I revise?

The timetables you have been provided in this booklet are guides. You might need to revise some subjects more often than others because it is a subject that you find more challenging. As a general rule, little and often is the best way.

- ✓ The revision timetable provided means that you will revise each subject you study at least twice a week. Revise actively for 30-60 minutes for each subject scheduled for that day. If there are two subjects to revise, then you will revise for a maximum of two hours.
- ✓ Take a break after each subject. Do something completely different to the task you have been doing. A form of exercise is a really good way to switch off and have an effective break. Perhaps go for a walk, kick a football around outside, talk with someone at home.
- ✓ Split your subjects into smaller, topic based chunks. Your teachers can help you with this.

Important note: Revision is in **addition** to the home work set for you by your subject teachers.

Other advice:

- ✓ **Eat well.** Try to eat a balanced diet with plenty of brain food, like oily fish such as salmon and tuna, lots of fruit and vegetables. Drink water and try to avoid drinks with caffeine and sugar in them – you won't be able to sleep well if you have lots of sugar and caffeine in your system.
- ✓ **Get plenty of sleep.** Do not be tempted to stay up late revising, this will only make you more tired for the next day and you will not be able to concentrate and take in information.
- ✓ **Revise effectively.** Don't just sit and read through your notes made in lesson. You retain more information by revising actively. On the next few pages there are some suggestions from your teachers of the best ways to revise for their subject area.

- ✓ **Begin revising earlier than you think you need to.** This will reduce any feelings of anxiety as you get closer to exams and you will have more time to check your knowledge and understanding with your teachers. The sooner you start revising, the better.
- ✓ **Do not be influenced by friends.** Get your head down – your results don't matter to your friends – but they are crucial to your future. Tell yourself it's not for long and think about that long summer holiday.

Things to do on the day of the exam:

- ✓ Make sure you know your exam timetable
- ✓ Get there early
- ✓ Allow time for your brain to wake up – have a shower, eat breakfast or take some food with you
- ✓ Do a final check of the subjects you will be doing that day
- ✓ Know the structure of the exam and how many sections there are
- ✓ Make sure you have EVERYTHING you need and take spares – do not get into the habit of asking teachers for things you should have brought
- ✓ Take a pen you enjoy writing with – take 2 just in case

During the exam:

- ✓ Don't forget that it is natural to be nervous. It actually gives your brain the extra adrenalin it needs to make the final effort
- ✓ If your mind goes blank, don't worry. Look at the question again, write down some notes – it'll get your brain ticking over again
- ✓ Listen to and read the instructions on the exam paper carefully. Ask an invigilator if you are not sure about the instructions
- ✓ Make and keep to a time scale for each question depending on the number of marks (you will have done this in revision classes). Keep a close eye on the time
- ✓ Allow a little bit of time at the end to check through your work to see if any changes need making. Examiners have said that this can make the difference between a higher and lower grade
- ✓ Don't compare yourself to others in the exam, they might have asked for extra paper, but that doesn't mean that they have done better than you.

Art and Design

Exam board: AQA

Specification details/code: GCSE Art and Design (8201)

Exam board website: www.aqa.org.uk

Assessment:

40% Externally set task:

Question papers are issued to students from the beginning of January. The centre decides the preparation time and work starts in February to build up a project of work, which is assessed along with a practical outcome, which is realised in 10 hours of supervised time in April. Your work is assessed by the centre and moderated by the exam board.

60% Portfolio of work- controlled assessment:

The portfolio of work, which is started in Year 10, continues part way into Year 11, when the externally set task commences. The portfolio of work is handed in for final assessment at the beginning of February. Your work is assessed by the centre and moderated by the exam board.

Revision tips:

- Download the course specification and mark scheme from the AQA website <http://www.aqa.org.uk/subjects/art-and-design/gcse/art-and-design-4200>. There are past externally set task question papers here too.
- There are no written exams as part of the course to revise for but there is plenty of preparation you need to put in before you complete your practical outcome in the 10 hours of supervised time for the externally set task as your preparation is part of your grade too;
- Use the exam preparation guidance booklets your teacher will provide you with (once the question papers are released) to keep track of your progress and ensure you are fully meeting all of the course criteria.
- Make sure you stay up-to-date with the tasks required each week, use the checklists in your guidance booklet to help you do this.
- Continue to work on your preparation work outside of lessons, including at home or use the department facilities when we are open at lunch or after school.
- Follow the advice and guidance of your art teacher fully.
- Source any specific materials or equipment that you need for your preparation or supervised time well in advance.
- Apply the skills and experience you have gained throughout the course, you will have learnt a lot that you can bring to your externally set task.

Art: Textiles Design

Exam board: AQA

Specification details/code: GCSE Textiles Design(8204)

Exam board website: www.aqa.org.uk

Assessment:

40% Externally set task:

Question papers are issued to students from the beginning of January. The centre decides the preparation time and work starts in February to build up a project of work, which is assessed along with a practical outcome which is realised in 10 hours of supervised time in April. Your work is assessed by the centre and moderated by the exam board.

60% Portfolio of work- controlled assessment:

The portfolio of work, which is started in Year 10, continues part way into Year 11, when the externally set task commences. The portfolio of work is handed in for final assessment at the beginning of February. Your work is assessed by the centre and moderated by the exam board.

Revision tips:

- Download the course specification and mark scheme from the AQA website <http://www.aqa.org.uk/subjects/art-and-design/gcse/art-and-design-4200>. There are past externally set task question papers here too.
- There are no written exams as part of the course to revise for but there is plenty of preparation you need to put in before you complete your practical outcome in the 10 hours of supervised time for the externally set task as your preparation is part of your grade too;
- Use the exam preparation guidance booklets your teacher will provide you with (once the question papers are released) to keep track of your progress and ensure you are fully meeting all of the course criteria.
- Make sure you stay up-to-date with the tasks required each week, use the checklists in your guidance booklet to help you do this.
- Continue to work on your preparation work outside of lessons, including at home or use the department facilities when we are open at lunch or after school.
- Follow the advice and guidance of your art teacher fully.
- Source any specific materials or equipment that you need for your preparation or supervised time well in advance.
- Apply the skills and experience you have gained throughout the course, you will have learnt a lot that you can bring to your externally set task.

Business Studies

Exam board: Edexcel

Specification details/code: GCSE Business (9-1) 1BS0

Exam board website: <http://qualifications.pearson.com/>

Assessment:

100% examination:

- Theme 1: Investigating small business is examined via a paper lasting 90 minutes and consists of calculations, multiple-choice, short-answer and extended-writing questions with context based questions. This paper is worth 50% of the total GCSE. This covers topics mainly from the 1st year of the course, topics 1.1 – 1.5
- Theme 2: Building a business is also examined via a paper lasting 90 minutes and consists of calculations, multiple-choice, short-answer and extended-writing questions with context based questions. This paper is worth 50% of the total GCSE. This covers topics from the 2nd year of the course, topics 2.1 – 2.5

Revision tips:

- Create posters or mind maps for each topic area e.g. Business ownership types and important financial formula.
- Use the Homework and assessment booklets provided to you to practise using the knowledge checks and extended writing questions.
- Answer past exam questions, even from the old specification (ask you teacher to mark them too) you can get these from your teacher or you can download them from the Edexcel website <https://qualifications.pearson.com/en/support/support-topics/exams/past-papers.html/student> There are mark schemes here too; why not try marking your own work first and then ask your teacher to check it. You learn more by checking your own answers.
- Answer past exam questions under timed conditions – this is one of the best ways to revise and find out what you can do in the time allocated in the exam.
- Create key terms post its for each topic
- Purchase the accredited revision guide - https://www.amazon.co.uk/Revise-Edexcel-Business-Revision-Guide/dp/129219071X/ref=sr_1_2?ie=UTF8&qid=1532079554&sr=8-2&keywords=edexcel+business+gcse+9-1
- Create a list of feedback your teacher has given you to improve exam skills such as application, analysis and evaluation
- Condense your notes into bullet points
- Visit <http://www.businessed.co.uk/>

Purchase the accredited revision guide - https://www.amazon.co.uk/Revise-Edexcel-Business-Revision-Guide/dp/129219071X/ref=sr_1_2?ie=UTF8&qid=1532079554&sr=8-2&keywords=edexcel+business+gcse+9-1

And/or workbook - https://www.amazon.co.uk/Revise-Edexcel-Business-Revision-Workbook/dp/1292190701/ref=sr_1_2?keywords=edexcel+business+gcse+9-1+workbook&qid=1559558461&s=gateway&sr=8-2

Computer Science

Exam board: OCR

Specification details/code: GCSE Computing (J276)

Exam board website: <http://www.ocr.org.uk/qualifications/gcse-computer-science-j276-from-2016/>

Assessment:

Examination 01: Computer Systems (50%) 1hr 30mins:

The first exam is more concerned with the theory around computing in which students will explore:

- how computer systems are built and some of the common components that can improve the performance of any computer system;
- how networks are constructed including how to secure them from hackers and other attacks;
- systems security and how malware, cyber terrorism and hackers are impacting on the world today;
- software engineering components as well as a look at some of the legislation governing how many different industries are incorporating computing technology today.


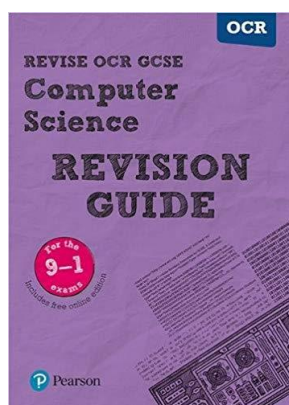
Examination 02: Computational Thinking, Algorithms & Programming (50%):

The second exam is more concerned with the practical skills seen in computing in which students will explore:

- algorithms and problem solving concepts;
- programming techniques and how to construct programs to solve complex problems;
- computational logic concepts (which incorporates more of the mathematical components) as well as machine learning.


Revision tips:

- Use the revision notes available from Moodle under 'GCSE Computer Science' and complete accompanying tasks.
- Pitch your knowledge against past exam questions. Past papers from the last 3 years are available to download from the OCR website: <https://www.ocr.org.uk/qualifications/gcse/computer-science-j276-from-2016/assessment/>. These are accompanied by the mark schemes so you can check the accuracy of your answers and find out what the examiners look for in a model answer.
- Purchase the OCR Computer Science for GCSE Student Book and revision cards:



Revise OCR GCSE (9-1)
Computer Science
Revision Guide & Workbook
Free Online Edition
£5.99 each

CGP OCR GCSE (9-1)
Computer Science
Question Cards
£8.63



- Access a range of online video tutorials from: <https://www.youtube.com/playlist?list=PLCiOXwirraUAvkTPDWeeSqAKty3LAG37-> that cover each part of the OCR specification in detail.

Drama

Exam board: OCR

Specification details/code: GCSE Drama J316

Exam board website: <http://www.ocr.org.uk/qualifications/gcse-drama-j316-from-2016/>

Assessment: 60% practical, 40% theory

- **Devising Drama (60 marks, 30%)**
 - Response to a stimulus (20 marks, 10%)
 - Portfolio (40 marks, 20%)


Internally assessed

- **Presenting and Performing Texts (60 marks, 30%)**
 - Perform two extracts (40 marks, 20%)
 - Concept pro-forma (20 marks, 10%)


Marked by visiting examiner

- **Drama: Performance and Response (80 marks, 40%)**
 - Written paper 1 hour 30 minutes


Revision guides: Resources to help you succeed in year 11 in preparation for the written exam



Prepares you for section one of the written paper



Supports you in your study of GCSE Drama



The set text for the written paper

Top tips:

- Use revision guides for each section of the written paper to help structure your answers
- Read the set text several times so you know it thoroughly
- Complete past papers and read mark schemes
- BBC bite size is good for terminology and drama revision
- Use flashcards to record important parts of each question
- Use flashcards to record features of production for staging the set text
- Watch versions of live performance for review question on the work we have seen
- Create a key terms poster for each component to help revise for each section
- Attend rehearsals during school time and arrange to get together after school to rehearse practical work
- Research and develop characterisation to create a convincing character

Drama support session: Thursday lunch times or email staff

D&T GCSE Food Preparation & Nutrition

Exam board: WJEC Eduqas

Specification details/code: 601/8093/6

Exam board website: <http://www.eduqas.co.uk/qualifications/food-preparation-and-nutrition/>

GCSE Grades: 9 - 1

The course comprises two components:

- **Component 1:** Principles of Food Preparation and Nutrition written examination: 1 hour 45 minutes 50% of qualification. This component will consist of two sections both containing compulsory questions and will assess six areas of content.
- **Section A:** questions based on stimulus material.
- **Section B:** structured, short and extended response questions to assess content related to food preparation and nutrition.
- **Areas of Content 1.** Food commodities 2. Principles of nutrition 3. Diet and good health 4. The science of food 5. Where food comes from 6. Cooking and food preparation
- **Component 2:** Food Preparation and Nutrition in Action Non-examination Assessment (NEA): internally assessed, externally moderated. 50% of qualification.
- **Assessment 1 (8hrs) :** The Food Investigation Assessment. A scientific food investigation which will assess the learner's knowledge, skills and understanding in relation to scientific principles underlying the preparation and cooking of food.
- **Assessment 2 (12hrs) :** The Food Preparation Assessment. Prepare, cook and present a menu which assesses the learner's knowledge, skills and understanding in relation to the planning, preparation, cooking and presentation of food. These assessments will be based on a choice of tasks released by WJEC annually.

About assessment 1 & 2 NEA: Learners will be able to select from a choice of two tasks for each assessment. Recommended assessment hours have been allocated to each assessment; these hours have been identified as the optimal (recommended) for completion of the assessment.

The Assessments

Assessment 1: The Food Investigation Assessment 15% of total qualification.

- A Food Investigation will be set that will require each learner to:
- research and plan the task
- investigate the working characteristics, function and chemical properties of ingredients through practical experimentation and use the findings to achieve a particular result
- analyse and evaluate the task
- produce a report which evidences all of the above and includes photographs and/or visual recordings to support the investigation

WJEC Eduqas recommends: 8 assessment hours for this assessment, to cover all aspects of the assessment. WJEC expects the total length of the report to be between 1,500 – 2,000 words.

Assessment 2: The Food Preparation Assessment 35% of total qualification.

This assessment is synoptic and assesses the application of knowledge and understanding in relation to selecting dishes and identifying cooking skills/techniques and the execution of practical skills. This assessment will require learners to: Plan, prepare, cook and present a selection of dishes, to meet particular requirements such as a dietary need, lifestyle choice or specific context.

This assessment will require the learners to:

- investigate and plan the task, select a final menu to be produced to showcase skills and produce a plan of action for the practical execution of the dishes (to include trialling and testing)
- Prepare, cook and present a menu of three dishes within a single session.
- evaluate the selection, preparation, cooking and presentation of the three dishes
- Produce a folio of evidence which includes documentation related to the selection of dishes, planning and evaluation and photographs and/or visual recordings which demonstrate the learner's application of technical skills and the final outcomes.

WJEC recommends: A maximum of 12 assessment hours for this assessment to include a 3 hour practical session to prepare, cook and present the dishes. This allows 9 hours for the completion of the research, planning, testing and trialling and evaluation to be taken in sessions at the discretion of the centre. The practical session must not be undertaken more than once by each learner. The folio of evidence should consist of a maximum of 15 pages 30 sides of A4 (or A3 equivalent) and include all photographs, charts and graphs.

Controlled Assessment tips:

- We are currently completing a practise assignment. Ensure all elements of this are completed so that you can use it to look back at when completing your final assignment.
- Assessment 1 will start in November.
- Assessment 2 will commence in January.
- Pupils will find all task two resources located in the following place: <O:\technology\FOOD PREP & NUTRITION>
- Please note that this course is heavily practical based and ingredients for participation in practical activities will be required in order to develop skills.
- Follow and act upon all of the SWANS your teacher has identified. This will be easier if the deadlines are met.
- Ensure your written work is completed by the deadline set by your teacher.

Revision tips:

- PPT and resources will be added to: <O:\technology\FOOD PREP & NUTRITION>
- Past question from other food courses will be available for students to use for revision.
- Answer past exam questions under timed conditions – this is one of the best ways to revise and find out what you can do in the time allocated in the exam.
- Highly recommended for pupils to purchase the WJEC Eduqas Food Preparation and Nutrition revision guide as this covers all areas – complete the activities and highlight key facts.
- Condense your notes into bullet points.
- Create mind maps.

Speak to your catering teacher if you are unsure

Recommended revision guides are as follows

- CGP GCSE Food Preparation and Nutrition - For WJEC Eduqas (Grade 9-1) - The revision Guide
- CGP Food Preparation and Nutrition - For WJEC Eduqas (Grade 9-1) - Exam Practice workbook

Design & Technology

Exam board: AQA

Specification details/code: 8552

Exam board website: www.aqa.org.uk/

Assessment:

50% Examination

- Unit 1: Written Paper [2 hours-100 marks – 50%]

Section A – Core technical principles (20 marks)

- A mixture of multiple choice and short answer questions assessing a breadth of technical knowledge and understanding.

Section B – Specialist technical principles (30 marks)

- Several short answer questions (2–5 marks) and one extended response to assess a more in depth knowledge of technical principles.

Section C – Designing and making principles (50 marks)

- A mixture of short answer and extended response questions.

Section B - 50% Non-Exam Assessment (NEA):

- Non-exam assessment (NEA): 30–35 hours approx. 100 marks (50% of GCSE)


CAU tips:

- Follow and act upon all of the SWANS you teacher has identified.
- Ensure that you follow the iterative design process. DO NOT just have one idea and make it without exploring alternatives. Record all changes and ideas. Explain why these changes have been made. Get regular feedback from your client.
- Make sure that you start making as early as possible so that you give yourself sufficient time to finish it to a high standard. Ensure your practical work is completed by the deadline set so that you can test and evaluate it effectively.
- When you make decisions about joints materials etc. give a reason to validate it.
- Check that the finish of the materials is to a high standard.
- Use your learning frame to ensure that all section of the project are completed.

Revision tips:

- Use the PowerPoint document your teacher has saved in the shared area – this will identify all of the sections you need to be familiar with when revising.


- Use the DT revision booklets and exam practice workbook to help you with your revision – complete the activities and highlight key facts.



Q Quick View

New Grade 9-1 GCSE Design & Technology AQA Revision Guide

TAR41



Q Quick View

New Grade 9-1 GCSE Design & Technology AQA Exam Practice Workbook

TAQ41

- Answer past exam questions (ask your teacher to mark them too) you can get these from your teacher or you can download them from the AQA website at <http://www.aqa.org.uk/subjects/design-and-technology/gcse/design-and-technology-resistant-materials-4560/past-papers-and-mark-schemes/>
- There are mark schemes here too; why not try marking your own work first and then ask your teacher to check it.
- Answer past exam questions under timed conditions – this is one of the best ways to revise and find out what you can do in the time allocated in the exam.
- Condense your notes into bullet points
- Visit BBC bite size DT section and technologystudent.com to help with your core knowledge.
- Practice design questions but change the theme to suit this year's pre-release materials, remember to draw in 3D and add notes to explain your ideas.

Speak to your DT teacher if you are unsure

Engineering (B-TEC Level 1/2 AWARD)

Exam board: Pearson

Specification details/code: QN:603/0829/1

Exam board website: www.pearson.com

Assessment:

YEAR 1

- 2 Units of learning. Internally assessed (40%)
- Unit 1: Exploring Engineering Sectors and Design Applications (36 GLH)
- Unit 2: Investigating an Engineering Project (36 GLH)

YEAR 2

- 1 Unit of learning. Synoptic assessment – External assessment of 2 papers each carrying 30% of total marks. (60%)
- Unit 3: Responding to an Engineering Brief (48 GLH)

CAU tips:

- Follow and act upon all of the feedback offered to you by your teacher.
- Ensure you meet timeline deadline for the work set. Failure to meet a deadline can result in a U grade (Fail) being awarded to your work.
- You only have one opportunity to improve your work acting upon feedback before a grade level is awarded. Once that mark is awarded it cannot be modified at a later date.
- Ensure that your work is correctly titled with the name of the Unit and assessment criteria you are answering.

Revision tips:

- Ensure that you keep all your work organised within a folder. You should have both a paper folder and electronic folder. Keep a 'log book' or 'build diary' of work undertaken in the workshop during practical.
- The use of recording evidence pictorially of the work you have produced in the workshop when on task is strongly recommended so as to provide supportive evidence to your work.
- Attempt the past assessment papers that will be given out in a serious and effective manner.

Speak to your Engineering teacher if you are unsure about any aspects of the course and its composition.

English Language

Exam board: AQA

Specification details/code: English Language 8700

Exam board website: <http://www.aqa.org.uk/>

Assessment: This course is 100 % external examination:

- Paper 1: Explorations in creative reading and writing (Time allowed: 1 hour 45 minutes)
 - Section A assesses the quality of reading and consists 4 questions totalling 40 marks.
 - Section B assess the quality of writing and consists of a choice of 2 questions and the completion of this one question totals 40 marks, 24 marks for content and 16 marks for technical accuracy (SPaG)
- Paper 2: Writers' viewpoints and perspectives (Time allowed: 1 hour 45 minutes)
 - Section A assesses the quality of reading and consists 4 questions totalling 40 marks.
 - Section B assess the quality of writing and the completion of this one question totals 40 marks, 24 marks for content and 16 marks for technical accuracy (SPaG)

Speaking and Listening is not an examined assessment, students will receive a certificate for this element but it **does not count towards their English Language GCSE**. It assess students skills in presenting, responding to questions and feedback and their use of standard English.

It is assessed through teacher set tasks and marked by teacher. It receives a separate endorsement.

Revision tips for the examination:

- Use the revision booklets available at the English stall to help you with your revision
- Answer sample exam questions (ask you teacher to mark them too) you can find these in your revision pack or you can download them from the AQA website <http://www.aqa.org.uk/subjects/english/gcse/english-language-8700/assessment-resources> There are mark schemes here too; why not try marking your own work first and then ask your teacher to check it?
- Answer exam questions under timed conditions – this is one of the best ways to revise and find out what you can do in the time allocated in the exam.
- Read a range of non-fiction and media texts to familiarise yourself with their features (autobiographies, newspapers, adverts, travelogues)
- Read fiction novels from a range of genres and time periods – familiarising yourself with 19th and 20th century language will help greatly.
- Watch Mr Bruff's revision videos on YouTube. These are brilliant! If you search for Mr Bruff New English Language you will find lots of these. Here are a few examples to get you started:
<https://www.youtube.com/watch?v=Ch-XgnluOf4> <https://www.youtube.com/watch?v=h0gDzLhfxRI>
<https://www.youtube.com/watch?v=TsNblz2zqg> <https://www.youtube.com/watch?v=GeLS4hgflzY>
<https://www.youtube.com/watch?v=iaEJ-HVpl9g>

Resources to purchase:

- New GCSE English Language AQA Revision Guide - for the Grade 9-1 Course
- New GCSE English Language AQA Workbook - for the Grade 9-1 Course (includes Answers)
- New GCSE English Language AQA Complete Revision & Practice - Grade 9-1 Course (with Online Edition)

English Literature

Exam board: AQA

Specification details/code: GCSE Specification English Literature 8702

Exam board website: <http://www.aqa.org.uk/>

Assessment: This course is 100 % external examination:

- Paper 1: Shakespeare and the 19th-century novel (Time allowed: 1 hour 45 minutes)
 - Section A assesses the students understanding of their reading of a Shakespeare play. They are given one question answer with the marks totalling 34; 30 for the response itself and an additional 4 for SPaG.
 - Section B assesses the students understanding of their reading of the 19th-century novel. They are given one question answer with the marks being awarded out of 30.

- Paper 2: Modern texts and poetry (Time allowed: 2 hours 15 minutes)
 - Section A assesses the students understanding of the modern drama text. They are given a choice of 2 questions but must only answer one. This one question is worth a total of 34 marks, 30 for the response itself and an additional 4 for SPaG.
 - Section B assesses the students understanding of the poetry anthology. They are given one of the poems from the anthology and must compare it with one other that they have studied from the same cluster. This question is worth 30 marks.
 - Section C assesses the students' ability to explore unseen poetry. The students are given an unseen poem and asked to complete a question worth 24 marks based upon this poem. They then have a second question which asks them to compare that poem with another unseen poem and this question is worth 8 marks.

All exams are closed book. Students will, for some questions be given extracts or poems printed on the question paper. No texts or anthologies are permitted in the exam.

- **Revision tips:**
- Create posters or mind maps for each topic area e.g. Greek medicine, the vote etc.
- Use the revision booklets available from Amazon as indicated on the resources sheet.
- Answer sample exam questions (ask you teacher to mark them too) you can get these from your teacher or you can download them from the AQA website <http://www.aqa.org.uk/subjects/english/gcse/english-literature-8702/assessment-resources>
There are mark schemes here too; why not try marking your own work first and then ask your teacher to check it.
- Answer (and/or plan) exam questions under timed conditions – this is one of the best ways to revise and find out what you can do in the time allocated in the exam.
- Create post-it notes on key characters, themes, quotes etc.
- Character profiles
- Condense your notes into bullet points
- Visit http://www.bbc.co.uk/schools/gcsebitesize/english_literature/

Access on line resources such as Mr Bruff:

<https://www.youtube.com/watch?v=ASErrHOJjg0&list=PLqGFsWf-P-cDvuiSH8SycEDh1Ugke9tmb>

Geography

Exam board: Edexcel (Pearson)

Specification: GCSE Geography B

Exam board website: www.edexcel.org.uk

Assessment: 100% examination

Geography B: Investigating Geographical Issues

	Global Geographical Issues	UK Geographical Issues	People and Environment Issues – Making Geographical Decisions
Content overview	Hazardous Earth <ul style="list-style-type: none"> Studies of tropical storms and tectonic hazards Development dynamics <ul style="list-style-type: none"> A study of an emerging country Challenges of an urbanising world <ul style="list-style-type: none"> A study of a mega city in a developing or emerging country 	The UK's evolving physical landscape <ul style="list-style-type: none"> 2 studies of coastal and river landscapes and issues Fieldwork investigation: physical The UK's evolving human landscape <ul style="list-style-type: none"> Case study of a dynamic UK city Fieldwork investigation: human 	People and the biosphere Forests under threat Consuming energy resources <ul style="list-style-type: none"> All three topics will form the basis of a decision-making exercise where students draw together understanding and skills from the whole course.
Assessment overview	✓ 37.5% ⚖️ 94 marks 🕒 1 hour 30 minutes	✓ 37.5% ⚖️ 94 marks 🕒 1 hour 30 minutes	✓ 25% ⚖️ 64 marks 🕒 1 hour 30 minutes



Component 1 – Global Geographical Issues

You will sit a 1hr 30min exam, with **3** sections; you must answer **all** the questions in each section. The total marks for this paper are **94**.

Your assessment:

- **Section A** – Hazardous Earth
- **Section B** – Development Dynamics
- **Section C** – Challenges of an Urbanising World

Each section of the paper is worth **30 mark**; in addition, up to **4 marks** will be awarded for spelling, punctuation, grammar and use of geographical language (SPAG). There will be a variety of different question types, including multiple choice, calculations and open questions. 8 mark questions are where you get marks for SPAG.

Component 2 – UK Geographical Issues

You will sit a 1hr 30min exam, with **3** sections. The total marks for this paper are **94**.

Your assessment:

- **Section A** – The UK's Evolving **Physical** Landscape (Answer all the questions)
- **Section B** – The UK's Evolving **Human** Landscape (Answer all the questions)
- **Section C1** – Physical fieldwork questions – River processes and pressures.

- **Section C2** – Human fieldwork questions - Dynamic urban areas.

You may be assessed on geographical skills in any section, and can use a calculator. Up to **4 marks** will be awarded for spelling, punctuation, grammar and use of geographical language (SPAG). There will be a variety of different question types, including multiple choice, calculations and open questions. 8 mark questions are where you get marks for SPAG.

Component 3 – People and Environment Issues – Making Geographical Decisions

You will sit a 1hr 30min exam, with questions based on a resource booklet, leading up to a decision making exercise. You will be examined on Topics 7, 8 and 9, as well as using your knowledge of physical and human geography from Components 1 and 2. The total marks for this paper are **64**.

Your assessment:

- **Section A** – People and the Biosphere
- **Section B** – Forests under Threat
- **Section C** – Consuming Energy Resources (Including 8 Mark questions)
- **Section D** – Making a Geographical Decision – You will choose 1 out of three decisions. (12 Mark questions with an extra 4 Marks for SPAG)

You may be assessed on geographical skills in any section, and can use a calculator. Up to **4 marks** will be awarded for spelling, punctuation, grammar and use of geographical language (SPAG).

You will be assessed against 4 objectives. In brief these include:

AO1: Knowledge (20-30% of GCSE)

Recall, select and demonstrate knowledge of:

- Locations
- Scale

AO2: Understanding (20-30% of GCSE)

Show understanding of:

- Changes over time in places and processes
- Interrelationships between people and environment
- Interconnections between places and different contexts

AO3: Skills (20-30% of GCSE)

Know about, select, adapt and use a variety of skills, techniques and technologies:

- Observe, collect, organise, and present data
- Investigate, analyse, and interpret data
- Explain and communicate geographical evidence, ideas and questions


AO4: Application (30-40% of GCSE)

Apply geographical knowledge, understanding and skills in relation to:


- Questions and issues about familiar places (e.g. places studied within the GCSE course)
- Questions and issues about unfamiliar places (e.g. places not specified in the GCSE course)
- Questions and issues arising directly from real fieldwork contexts

Revision tips:


- Create posters or mind maps for each topic.
- Learn named examples and specific facts and figures. Create cards with this information on.
- Stick key facts for your case studies on post-it-notes and put them somewhere prominent, such as the fridge or around your mirror!
- Download a copy of the specification (see the Edexcel website) and make sure that you can answer the key questions for each topic.
- Answer past exam questions (ask your teacher to mark them too) you can get these from your teacher or you can download them from the Edexcel website.
- Use mark schemes to mark some answers – this is really helpful in getting you to understand what the examiner is looking for. Ask your teacher to check the marks for you. Mark schemes can also be found on the Edexcel website.
- Answer past exam questions under timed conditions – this is one of the best ways to revise and find out what you can do in the time allocated in the exam. Download sample exam questions from the school shared area.
- Use the revision guides, work books and revision cards.



**GCSE 9-1 Geography Edexcel B;
GCSE Geography Edexcel B
Exam Practice**
ISBN-13: 978-0198436171
Publisher: OUP Oxford
Price: £7.99



**GCSE 9-1 Geography Edexcel B; GCSE
Geography Edexcel B Revision Guide**
ISBN-13: 978-0198436232
Publisher: OUP Oxford
Price: £8.99



**REVISE Edexcel GCSE (9-1)
Geography B Revision Cards:
With Free Online Revision
Guides (Revise Edexcel GCSE
Geography 16)**
ISBN-13: 978-1292182414
Publisher: Pearson Education
Price: £10.67

- Complete the revision audit for the topics you have studied so far (these can be collected from the Geography department). This will help you to identify any gaps in your knowledge and understanding.
- Use your lunchtimes to get extra help from your class teacher.

[Come to the Geography Stall for more ideas and a revision pack!](#)

History

Exam board: Edexcel

Exam board website: <https://qualifications.pearson.com/en/qualifications/edexcel-gcses/history-2016.html>

Assessment- There are three exams. They are the following:

Paper 1: Thematic study and historic environment 1 hour 15 minutes:

- Medicine in Britain c1250-present. - 20%
- The British sector of the Western Front, 1914-18: injuries, treatment and the trenches.- 10%

Paper 2: Period study and British Depth study 1 hour and 45 minutes:

- Early Elizabethan England, 1558-88.- 20%
- Superpower relations and the Cold War, 1941-91.-20%

Paper 3: Modern depth study 1 hour and 20 minutes: The USA, 1954-75: conflict at home and abroad.

Revision tips:

- Create posters or mind maps for each topic area e.g. Medical Renaissance in England, The Cuban Missile Crisis etc.
- The relevant GCSE textbooks that students have used in lessons are available on the school area.
- Answer possible exam style questions (ask you teacher to mark them too) you can get these from your teacher.
- Answer possible exam questions under timed conditions – this is one of the best ways to revise and find out what you can do in the time allocated in the exam.
- Create timelines, key terms post-it notes
- Character profiles, e.g. William Harvey for Medical Renaissance in England, Francis Drake for Elizabethan England.
- Condense your notes into bullet points

[Come to the History Stall for more ideas!](#)

Mathematics

Exam board: AQA

Specification details/code: AQA Linear (8300)

Exam board website: <http://www.aqa.org.uk/>

Assessment: 100% examination in June.

- Paper 1 - Non-calculator (1/3) | Paper 2 - Calculator (1/3) | Paper 3 - Calculator (1/3)

Any topics we have studied can appear in any of the papers.

Revision tips:

- Along with the papers that you will be given from your Mathematics teachers every week later on in the school year, complete as many extra past papers as possible, even the old specification will help you. Nothing quite prepares you for the exam as much as trying questions. Papers from different exam boards (e.g. OCR and Edexcel) can be used as the same material is assessed. Old style AQA papers and their solutions can be found at www.aqa.org.uk.
- Produce posters or mind maps for different topic areas e.g. data representation methods, area of 2-D shapes.
- Use the traffic light sheets in the back of your exercise books to identify areas to focus on.
- Use your note books and the revision booklets available at the Maths stall to help you with your revision.
- Condense notes into smaller chunks that will be easier to remember. Corbett Maths have produced some excellent revision cards that will save lots of time. They can be ordered from <https://corbettmaths.com/revision-cards/>
- For lots of clear examples, go to BBC bitesize at www.bbc.co.uk/education, then click GCSE, and Maths (2015 onwards). Also, www.mymaths.co.uk has worksheets, puzzles and online lessons. The login to My Maths is qegsa, and the password is currently 'triangle'. Another one is www.corbettmaths.com, on here there are videos and worksheets for every single topic on the GCSE. There are also additional practice papers available to download.
- Revision guides- these are available to order from school. The details are in the whole school information booklets.
- Create formulae revision sheets so that you can clearly see the formulae that you will need to learn.
- Bright revision posters with different examples, common misconceptions and important facts.
- There are lots of clips explaining how to answer exam questions on different topics at www.examsolutions.net
- Discuss methods with friends- explaining things to other people can help to consolidate the ideas in your own mind.
- Stick key facts on post-it notes and put them somewhere prominent, such as the fridge or the back of your bedroom door.
- Try and do 5-10 minutes revision per day- short sharp chunks, well in advance of the exam. Covering lots of small topics regularly will help you to remember in the long term.
- Refer to the shared area, maths, year 11 revision to find formula lists, topic lists, skills questions and lots of exam questions on all topics.

MFL – French, German, Spanish

Exam board: AQA

Specification details/code: GCSE French 8658; German 8668; Spanish 8698

Exam board website: www.aqa.org.uk

Assessment:

GCSE languages have a Foundation Tier (grades 1-5) and a Higher Tier (grades 4-9). Students must take all four question papers at the same tier.

- Paper 1 Listening – written exam (25%).
- Paper 2 Speaking – final assessment conducted by the class teacher (25%).
- Paper 3 Reading – written exam (25%).
- Paper 4 Writing – written exam (25%).

Revision tips:

Listening and reading

- Use the **Kerboodle** website to listen to or read previous pieces that you have done in class or complete the mini assessments that are listed.
- Use **BBC Bitesize** to listen and gain tips on how to approach listening and reading exercises
- Tune into a radio station in the foreign language, you can usually locate one on the net. This helps with tuning your ear into the language.
- Use **Vocab Express** to practise vocabulary and listen to the words/ phrases you are revising. There is a loudspeaker symbol next to each word to help.
- Use TV! If you have SKY TV you can change the language settings for some channels like **Euro news** so that you can hear the news in your chosen language.
- Find FL apps on your phone such as **Duolingo**. Great for learning on the go!
- Ask your teacher for past papers or go to the exam website and download papers and the listening files to do at home. It doesn't matter if these are papers from the old exam syllabus because the vocabulary used will be same.

Speaking and writing

- Make sure you revise in the skill you are going to be tested in. Before a speaking exam, make sure you speak when you are revising- writing it down will not help!
- Revise with a partner. Get mum, dad, siblings, friends involved. It doesn't matter if they do not speak a foreign language. Give them a written copy of what you are saying and get them to follow the text. They will be amazed at what you can do!
- Have regular breaks and revise **OVER TIME**. Do not try to cram in lots of information the night before an exam. Little and often is the key to success.
- Use Post-its around your room with key phrases that you find hard to remember. It's amazing how looking at something several times can fix language in your memory.
- Use a voice recorder on a phone to record yourself, then listen to it when you are out and about.

For further tips and information see the MFL department.

Music

Exam Board: OCR

Specification Details/Code: GCSE Music J536 (first teaching from September 2016)

Exam Board Website: www.ocr.org.uk

The Main Assessments:

Integrated Portfolio (30% of total)

One performance on your chosen instrument (15%) and one composition set to your own brief (15%).

Practical Portfolio (30% of total)

A group performance (15%) and a composition to a brief set by the exam board (15%).

Listening and Appraising (40% of total)

A written paper, with CD, assessing knowledge and understanding of the Areas of Study

The minimum combined performance time is four minutes.

The minimum combined composition time is three minutes

The Areas of Study:

Area of Study 1: My Music

Study your instrument, perform one piece and compose a piece to your own brief

Area of Study 2: The Concerto through time

You will study the development of the Concerto from 1650 to 1910 through the Baroque Solo Concerto, the Baroque Concerto Grosso, the Classical Concerto and the Romantic Concerto.

Area of Study 3: Rhythms of the World

You will study the traditional rhythmic roots from four geographical regions of the world:

-India and Punjab, Eastern Mediterranean and Middle East, Africa & Central and South America.

Area of Study 4: Film Music

You will study a range of music used for films

Area of Study 5: The Conventions of Pop

You will study a range of popular music from the 1950s to the present day

Revision tips:

1. Listen! ClassicFM or Radio 3 are good options because they play a mix of styles which you can practice identifying. Then the helpful continuity announcer tells you at the end of the piece whether or not you are correct.
2. Listen to different styles of music on YouTube.
3. Practice reading staff notation. You will need to know how to identify note names and values from a skeleton score.
4. Make a list of key terms and definitions for each of the elements of music, so that you know the terminology to describe what you are hearing.
5. Create playlists of different composers and artists for each genre. Try and identify what makes each individual's sound unique so that you can recognise it in the exam.

GCSE PE

Exam board: Edexcel

Specification details/code: GCSE Physical Education (1PE0)

Exam Board Website: <https://qualifications.pearson.com/en/qualifications/edexcel-gcses/physical-education-2016.html>

Assessment:

60% Theory, 30% Practical and 10% Coursework

Component 1: Fitness and Body Systems

1 hour and 45 minutes written paper (90 marks, 36%)

Component 2: Health and Performance

1 hour and 15 minutes written paper (70 marks, 24%)

Component 3: Practical Performance























Non-examined assessment:

Internally marked and externally moderated
105 marks (35 marks per activity) 30% of the qualification.

Component 4: Personal Exercise Programme (PEP)

Non-examined assessment:

Internally marked and externally moderated
20 marks, 10% of the qualification.


Component	Assessment	Content overview
Component 1: Fitness and Body Systems	 Written examination: 1 hour and 45 minutes  36% of the qualification	 Topic 1: Applied anatomy and physiology  Topic 2: Movement analysis  Topic 3: Physical training  Topic 4: Use of data
Component 2: Health and Performance	 Written examination: 1 hour and 15 minutes  24% of the qualification	 Topic 1: Health, fitness and well-being  Topic 2: Sport psychology  Topic 3: Socio-cultural influences  Topic 4: Use of data
Component 3: Practical Performance	Non-examined assessment: internally marked and externally moderated  30% of the qualification  105 marks, (35 marks per activity)	 One team activity, one individual activity and a free choice from the list published by the DfE  Skills in isolation  Skills in a competitive/formal situation
Component 4: Personal Exercise Programme (PEP)	Non-examined assessment: internally marked and externally moderated  10% of the qualification  20 marks	 Aim and planning analysis  Carrying out and monitoring the PEP  Evaluation of the PEP

Revision tips:

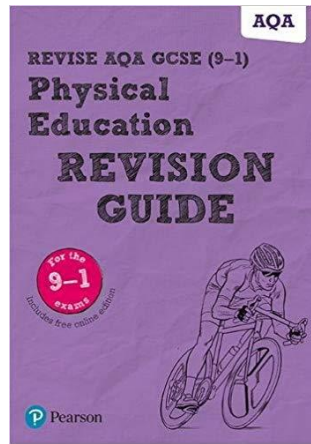
- Create flash cards for each area e.g. Skeletal System, Diet and Nutrition, Injury.
- Download a copy of the specification (see the Edexcel website) and make sure that you can answer the key questions for each topic.
- Answer past exam questions (ask your teacher to mark them too) you can get these from your teacher or you can download them from the Edexcel website.
- Visit BBC bitesize: <http://www.bbc.co.uk/education/subjects/znyb4wx>
- Use mark schemes to mark some answers – this is really helpful in getting you to understand what the examiner is looking for. Ask your teacher to check the marks for you. Mark schemes can also be found on the Edexcel website.
- Answer past exam questions under timed conditions – this is one of the best ways to revise and find out what you can do in the time allocated in the exam. Download sample exam questions from the school shared area.
- Use the revision guides and work books. These are available to order through school.

- Use your lunchtimes to get extra help from your class teacher.
-

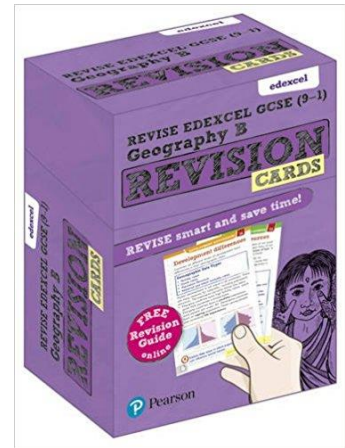
Recommended Revision Materials;



**REVISE Edexcel GCSE (9-1)
Physical Education – Revision
Workbook**
ISBN-13: 978-1292204833
Publisher: Pearson Education
Price: £5.99



**REVISE Edexcel GCSE (9-1)
Physical Education – Revision Guide**
ISBN-13: 978-1292204840
Publisher: Pearson Education
Price: £5.99



**REVISE Edexcel GCSE (9-1)
Physical Education – Revision
Cards**
ISBN-13: 978-1292182438
Publisher: Pearson Education
Price: £8.99

[Come to the GCSE PE Stall for more ideas!](#)

Religious Studies

Exam board: AQA

Specification details/code: GCSE Religious Studies A

Exam board website: <http://www.aqa.org.uk/>

Revision Guide: Either

- AQA Religious Studies A: Christianity and Islam Revision Guide (Oxford University Press) approx. £9.99
- The Revision Guide (CGP) GCSE AQA A, Religious Studies (9-1) approx. £3.50

Assessment:

100% examination (2 exams, 50% each)

- **Exam 1:** Christianity and Islam (Beliefs and Practises)
- **Exam 2:** Philosophy and Ethics (Relationships and Families, Religion and Life, The existence of God and Revelation and Religion, Peace and Conflict)

Therefore, at the end of Year 11; students will be completing two exams. The topics will have been covered in lessons from Year 9 through to Year 11.

Short Course: For some students, their teacher might recommend the Short Course GCSE which is a condensed form of the full GCSE.

Revision tips:

- Staff will be uploading resources throughout the year onto the Shared Drive for student to revise from. Keep checking back on a regular basis for videos, powerpoints, past papers and worksheets etc.
- Answer past exam questions (ask you teacher to mark them too) you can get these from your teacher or you can download them from the AQA website <http://www.aqa.org.uk/exams-administration/exams-guidance/find-past-papers-and-mark-schemes> There are mark schemes here too; why not try marking your own work first and then ask your teacher to check it.
- Answer past exam questions under timed conditions – this is one of the best ways to revise and find out what you can do in the time allocated in the exam. * Visit BBC Bitesize <http://www.bbc.co.uk/schools/gcsebitesize/rs/> though be aware that not every topic on this website will be on your exam. Check with your teacher if you're unsure about a topic.
- Use Youtube to search for useful revision videos. For example, search topics like 'The Sanctity of Life' or 'Evil and Suffering' etc.
- Create posters or mind maps for each topic area e.g. Fertility Treatment, the Cosmological Argument etc.
- Condense your notes into bullet points

Science

Exam board: AQA

Combined Science): www.aqa.org.uk/subjects/science/gcse/combined-science-trilogy-8464

Specification details/code: Combined Science: Trilogy 8464

Assessment: 100 % external examination with six papers; two biology, two chemistry and two physics. Each paper is 1h 15 minutes, worth 70 marks (including multiple choice, structured, closed short answer and open response) and worth 16.7% of the GCSE.

Grades: You will be awarded a joint grade worth two GCSEs if you sit the combined papers - e.g. 9:9 two top grade marks, 5:5 two strong passes, or 5:4 a strong pass and a standard pass. This will be calculated using your cumulative score over all six papers (2 papers per subject).

Separate Sciences (Triple Science) <https://www.aqa.org.uk/subjects/science/gcse>

Specification details/code: Biology 8461, Chemistry 8462, Physics 8463

Assessment: 100 % external examination with six papers; two biology, two chemistry and two physics. Each paper is 1h 45 minutes, worth 100 marks (including multiple choice, structured, closed short answer and open response) and worth 50% of each GCSE.

Grades: You will receive a single grade for each of the three sciences, calculated using your cumulative score over both the papers for that science.

For both qualifications, the higher papers have grades ranging from 4 to 9, whereas the foundation papers ranges from grades 1 to 5.

Revision tips:

- Don't just read your notes or revision guide! You must do something active; whether making mind maps for each unit or topic area e.g. B1, P2 or C4.... this will help to remember key facts, summarising your notes into bullet points or writing/trying quizzes to test yourself.
- Don't forget the required practicals; learn the definitions of key scientific terms used, create a brief outline of the methods, key equipment used and how the practical could be improved.
- Focus on the maths element – as the examiners have increased the maths mark weighting. It is all about applying your core key maths skills to the question, such as changing units, percentage change, standard form, calculating means, modes, medians etc.
- Make sure you learn the equations for physics, including units and symbols, and practise changing the subject of the formula.
- Use the revision guides from CGP or Collins (available to order tonight) by summarising the notes and then completing the revision exercises. This will allow you to check your understanding and practice applying the knowledge to unfamiliar situations. You can buy the exam practice workbooks (well worth the money), which have topic specific questions as well as mixed questions.

- Answer specimen exam papers (you can download them from the AQA website) - practise your exam technique by sitting past papers under timed conditions. There are mark schemes here too; why not try marking your own work first and then ask a friend or your teacher to check it.
- Use the revision resources and quizzes on www.doddlelearn.co.uk to go over work from lessons, revise a topic, or check your understanding.
- You could also use BBC Bitesize (Combined): <https://www.bbc.com/bitesize/examspecs/z8r997h>
You could also use BBC Bitesize (Chemistry): <https://www.bbc.com/bitesize/examspecs/z8xtmnb>
You could also use BBC Bitesize (Physics): <https://www.bbc.com/bitesize/examspecs/zsc9rdm>
You could also use BBC Bitesize (Biology): <https://www.bbc.com/bitesize/examspecs/zpgcbk7>
- Try the online resources at <http://www.my-gcsescience.com/>
- After every topic make revision cards or flash cards to remember key principles.

These are example timetables to help you plan your preparation for your Mock exams. Make sure that you revise for each subject you are studying at least once a week. Build in regular breaks.

Year 11 Exam Preparation Timetable			
Subject	Monday	Tuesday	Wednesday
Thursday	Friday	Saturday	Sunday

The Big Timetable

	7.00	8.00	9.00	10.00	11.00	12.00	13.00	14.00	15.00	16.00	17.00	18.00	19.00	20.00	21.00	22.00	23.00
Mon																	
Tues																	
Wed																	
Thurs																	
Fri																	
Sat																	
Sun																	

Recommended Revision Materials

Deadline for orders is Friday 12th July via the link emailed to all students.

Subject	Material	Cost
DT	CGP New Grade 9 - 1 GCSE Design and Technology AQA Revision Guide	£2.85
	New Grade 9 - 1 GCSE Design and Technology AQA Exam Practice Workbook	£2.85
	CGP New Grade 9 - 1 GCSE Food Preparation & Nutrition - WJEC Eduqas Revision Guide	£2.85
	CGP New Grade 9 - 1 GCSE Food Preparation & Nutrition - WJEC Eduqas Exam Practice Workbook	£2.85
English Lang.	CGP New GCSE English Language AQA Revision Guide - Grade 9-1 Course (Highly recommended for ALL students)	£2.85
English Lit.	CGP New GCSE English Literature AQA Poetry Guide: Power & Conflict Anthology - for the Grade 9-1 Course (Highly recommended for ALL students)	£2.85
	CGP GCSE English Shakespeare Text Guide: Macbeth	£2.85
	CGP GCSE English Shakespeare Text Guide: Romeo and Juliet	£2.85
	CGP GCSE English Shakespeare Text Guide: An Inspector Calls	£2.85
	CGP GCSE English Shakespeare Text Guide: A Christmas Carol	£2.85
	CGP GCSE English Shakespeare Text Guide: Frankenstein	£2.85
	CGP GCSE English Shakespeare Text Guide: Unseen Poetry Book 1	£2.85
	CGP GCSE English – An Inspector Calls revision question cards	£3.50
	CGP GCSE English Shakespeare – Macbeth revision question cards	£3.50
	CGP GCSE English Shakespeare – Romeo and Juliet revision question cards	£3.50
	CGP GCSE English – A Christmas Carol revision question cards	£3.50
	CGP GCSE English AQA Power and Conflict Anthology revision question cards	£3.50
	MFL	New GCSE French AQA Complete Revision and Practice. Grade 9-1 course (Highly recommended)
New GCSE German AQA Complete Revision and Practice. Grade 9-1 course (Highly recommended)		£6.50
New GCSE Spanish AQA Complete Revision and Practice. Grade 9-1 course (Highly recommended)		£6.50
New GCSE French AQA Exam Practice Workbook. For the Grade 9-1 course		£2.50
New GCSE French Grammar Workbook. For the Grade 9-1 Course		£2.00
New GCSE German AQA Exam Practice Workbook. For the Grade 9-1 course		£2.50
New GCSE Spanish AQA Exam Practice Workbook. For the Grade 9-1 course		£2.50
New GCSE French Vocab Book – for grade 9-1 course		£2.00
New GCSE German Vocab Book – for the 9-1 Course		£2.00
New GCSE Spanish Vocab Book – for the Grade 9-1 Course		£2.00
Maths	CGP New GCSE Maths AQA revision guide Higher (11XE, 11X1, 11Y1, 11Y2 only) (Highly recommended)	£2.50
	CGP New GCSE Maths AQA Workbook Higher (11XE, 11X1, 11Y1, 11Y2 only) (Highly recommended)	£2.50
	CGP New GCSE Maths AQA revision guide Foundation (11Y3, 11X2, 11X3, 11Y4 only) (Highly recommended)	£2.50
	CGP New GCSE Maths AQA Workbook – Foundation (11Y3, 11X3, 11X2, 11Y4 only) (Highly recommended)	£1.00
	New CGP GCSE Maths AQA Grade 8-9 Targeted Exam Practice Workbook (11XE only)	£2.50
Science	CGP GCSE Biology: AQA revision guide – Higher (BAR45)	£2.85
	CGP GCSE Biology: AQA exam practice workbook (BAQ41)	£2.85
	CGP GCSE Biology: AQA answers exam practice workbook (BAQA41)	£1.00
	CGP GCSE Chemistry: AQA revision guide – Higher (CAR45)	£2.85
	CGP GCSE Chemistry: AQA exam practice workbook (CAQ41)	£2.85
	CGP GCSE Chemistry: AQA answers exam practice workbook (CAQA41)	£1.00
	CGP GCSE Physics: AQA revision guide – Higher (PAR47)	£2.85
	CGP GCSE Physics: AQA exam practice workbook (PAQ41)	£2.85
	GCSE Physics: AQA answers exam practice workbook (PAQA41)	£1.00
	CGP Essential Maths skills for Secondary Science (Highly recommended for ALL students)	£2.00
	CGP Essential Maths skills for Science answer book (Highly recommended for ALL students)	£1.00
	CGP GCSE Combined Science: AQA revision guide – Higher (SAHR45)	£5.60
	CGP GCSE Combined Science: AQA exam practice workbook (SAHQ41)	£5.60
	History	£1.00
	CGP GCSE Combined Science: AQA revision guide – Foundation (SAFR45)	£5.60
	CGP GCSE Combined Science: AQA exam practice workbook (SAFQ41)	£5.60
	CGP GCSE Combined Science: AQA answers exam practice workbook (SAFQA41)	£1.00
Geography	OUP GCSE (9 - 1) Geography Revision guide (Highly recommended)	£7.20
	OUP GCSE (9 - 1) Geography B Revision Workbook (Highly recommended)	£6.40
History	Revise Edexcel GCSE (9-1) History Medicine in Britain Revision Guide and Workbook.	£2.45
	Revise Edexcel GCSE (9-1) History Early Elizabethan England Revision Guide and Workbook.	£2.45
	Revise Edexcel GCSE (9-1) History The USA Revision Guide and Workbook.	£2.45
	Revise Edexcel GCSE (9-1) History Superpower relations and the Cold War Revision Guide and Workbook.	£2.45
	Revise Edexcel GCSE (9-1) History: Medicine in Britain Revision Cards	£2.20

	Revise Edexcel GCSE (9-1) History: Early Elizabethan England Revision Cards	£2.20
	Revise Edexcel GCSE (9-1) History: Superpower Relations and the Cold War Revision Cards	£2.20
RS	OUP: AQA Religious Studies A: Christianity and Islam Revision Guide	£9.99
Business Studies	Revise Edexcel GCSE (9-1) Business revision guide	£5.99
	Revise Edexcel GCSE (9-1) Business revision workbook	£5.99
Drama	CGP GCSE Drama 9-1 course: revision guide	£2.75
	CGP GCSE Drama Blood Brothers: the play guide	£2.75
Computer Science	Pearson Revise OCR GCSE (9-1) Computer Science Revision Guide	£5.99
	Pearson Revise OCR GCSE (9-1) Computer Science Revision Workbook	£5.99
	CGP GCSE OCR Computer Science For the Grade 9-1 Course: The Revision Guide	£5.95
	DayDream The Pocket-Sized Revision Guide: GCSE Computer Science	£2.49
Music	CGP: OCR Music GCSE revision guide	£7.50
Physical Education	Pearson Revise Edexcel GCSE (9-1) GCSE Physical Education revision guide (Highly recommended)	£2.70
	Pearson Revise Edexcel GCSE (9-1) GCSE Physical Education Revision Workbook (Highly recommended)	£2.70
	Revise Edexcel GCSE 9-1 Physical Education Practice Papers Plus	£2.70
	Pearson Revise Edexcel GCSE (9-1) GCSE Physical Education Revision Cards (Highly recommended)	£3.74

Deadline for orders is Friday 12th July via the link emailed to all students.

This page has no content intentionally

Countdown to success

Reward Passport



Name:

Form:

When you visit a stall or attend a talk, get your passport signed. A passport with at least 6 signatures (including the pre-populated ones) will earn you 10 merits towards your Bronze merit. A full Passport is worth 15 merits.

You need to collect at least 8 signatures to be eligible for your 'Skip the Lunch Queue' Pass in September.

Hand this page in before you leave.

Introduction Signed: 	English, Maths & Science Signed: 	Careers Signed:
Study Skills masterclass Signed:	Teenage Brain Signed:	Subject: Signed:
Subject: Signed:	Subject: Signed:	Subject: Signed:
Subject: Signed:	Subject: Signed:	Subject: Signed:

Reminder – Collect 30 merits for the Bronze Award and get money off with our rewards partners.