



Welcome to Countdown to Success

Making the most of Year 11

New grading structure	Current grading structure
9	A*
8	
7	
6	B
5	
4	
3	C
2	
1	
U	U

GOOD PASS (DfE)

5 and above = top of C and above

AWARDING


4 and above = bottom of C and above

How do we try and help you?

- Exams - November and March
- Quiet study area – level 1
- Booster sessions – run by subjects to support your studies. These do not replace your own revision or focus in lessons!
- ‘Skip the queue’ lunch passes
- After school library sessions

Summer 2020

- Most GCSE exams take place during the period Monday 11th May – Thursday 18th June (but some vocational exams will be scheduled outside this period)
- Wednesday 24th June – exam contingency day. Any GCSE exam could be moved to this day so do not book holidays for then!
- Dates for Leavers' Assembly and Prom will be announced next year.



‘COUNTDOWN TO SUCCESS’ WITH ENGLISH LANGUAGE AND LITERATURE.

**Mrs Brown —
Curriculum
Leader for
English**

ENGLISH LANGUAGE

Paper 1: Explorations in Creative Reading and Writing

What's assessed

Section A: Reading

- one literature fiction text

Section B: Writing

- descriptive or narrative writing

Assessed

- written exam: 1 hour 45 minutes
- 80 marks
- 50 % of GCSE

Questions

Reading (40 marks) (25 %)

– one single text

- 1 short form question (1 x 4 marks)
- 2 longer form questions (2 x 8 marks)
- 1 extended question (1 x 20 marks)

Writing (40 marks) (25 %)

- 1 extended writing question (24 marks for content, 16 marks for technical accuracy)

Paper 2: Writers' Viewpoints and Perspectives

What's assessed

Section A: Reading

- one non-fiction text and one literary non-fiction text

Section B: Writing

- writing to present a viewpoint

Assessed

- written exam: 1 hour 45 minutes
- 80 marks
- 50 % of GCSE

Questions

Reading (40 marks) (25 %)

– two linked texts

- 1 short form question (1 x 4 marks)
- 2 longer form questions (1 x 8, 1 x 12 marks)
- 1 extended question (1 x 16 marks)

Writing (40 marks) (25 %)

- 1 extended writing question (24 marks for content, 16 marks for technical accuracy)

ENGLISH LANGUAGE EXAMS:

STUDENTS ARE PROVIDED WITH AN INSERT FOR BOTH PAPERS – PAPER 1 CONTAINS 1 SOURCE AND PAPER 2 CONTAINS 2 SOURCES. THEY SHOULD SPEND APPROX. 10 MINUTES READING THE SOURCE(S) AND ANNOTATING IT(THem) BASED UPON THE QUESTIONS IN THE ANSWER BOOKLET, WHICH THEY ARE ALSO ALLOWED TO READ.

▶ Paper 1 - Section A: reading

- ▶ This section consists of 4 questions; one 4 mark question; two 8 mark questions and one 20 mark question. (40 marks)
- ▶ Students should spend an hour on this section.

▶ Paper 1 - Section B: writing

- ▶ This section consists of a choice of 2 questions; students choose and answer one of these questions – these will be a combinations of descriptive and narrative tasks.
- ▶ This is worth 40 marks (24 marks content and 16 marks for SPaG).

▶ Paper 2 - Section A: reading

- ▶ This section consists of 4 questions; one 4 mark question; one 8 mark question, one 12 mark question and one 16 mark question. (40 marks)
- ▶ Students should spend an hour on this section.

▶ Paper 1 - Section B: writing

- ▶ This section consists of one question; this will be a task where the student is asked to present their point of view (argue/persuade)
- ▶ This is worth 40 marks (24 marks content and 16 marks for SPaG).

ENGLISH LITERATURE

All assessments are closed book: any stimulus materials required will be provided as part of the assessment.

All assessments are compulsory.

Paper 1: Shakespeare and the 19th-century novel	+	Paper 2: Modern texts and poetry
What's assessed <ul style="list-style-type: none">• Shakespeare• The 19th-century novel		What's assessed <ul style="list-style-type: none">• Modern texts• Poetry• Unseen poetry
How it's assessed <ul style="list-style-type: none">• written exam: 1 hour 45 minutes• 64 marks• 40% of GCSE		How it's assessed <ul style="list-style-type: none">• written exam: 2 hour 15 minutes• 96 marks• 60% of GCSE
Questions <p>Section A Shakespeare: students will answer one question on their play of choice. They will be required to write in detail about an extract from the play and then to write about the play as a whole.</p> <p>Section B The 19th-century novel: students will answer one question on their novel of choice. They will be required to write in detail about an extract from the novel and then to write about the novel as a whole.</p>		Questions <p>Section A Modern texts: students will answer one essay question from a choice of two on their studied modern prose or drama text.</p> <p>Section B Poetry: students will answer one comparative question on one named poem printed on the paper and one other poem from their chosen anthology cluster.</p> <p>Section C Unseen poetry: Students will answer one question on one unseen poem and one question comparing this poem with a second unseen poem.</p>

ENGLISH LITERATURE EXAMS

Paper 1 – Shakespeare and the 19th Century novel

Section A – students will have one question on their choice of play. This question will have a short extract with it which they are to use for textual analysis and then refer to the rest of the play. (30 marks + 4 SPaG marks)

Section B – students will answer one question on a novel of their choice. This question will have a short extract with it which they are to use for textual analysis and then refer to the rest of the novel (30 marks)

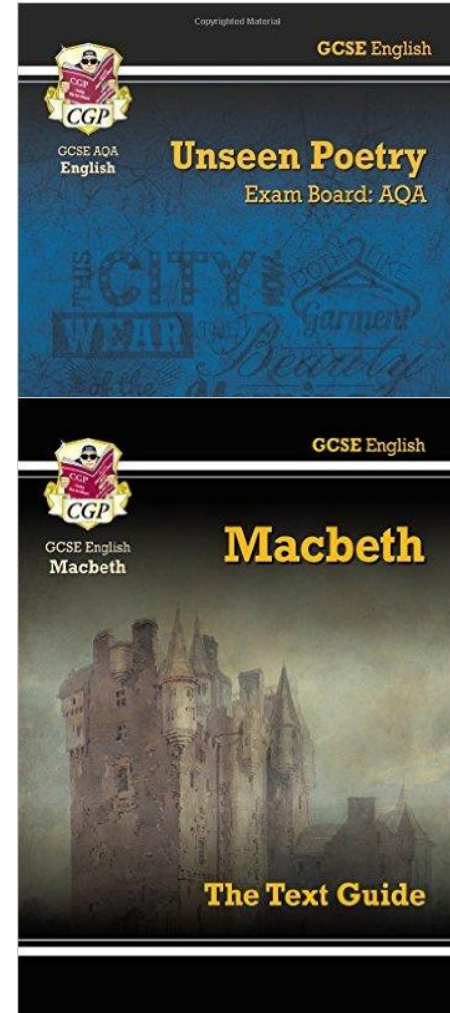
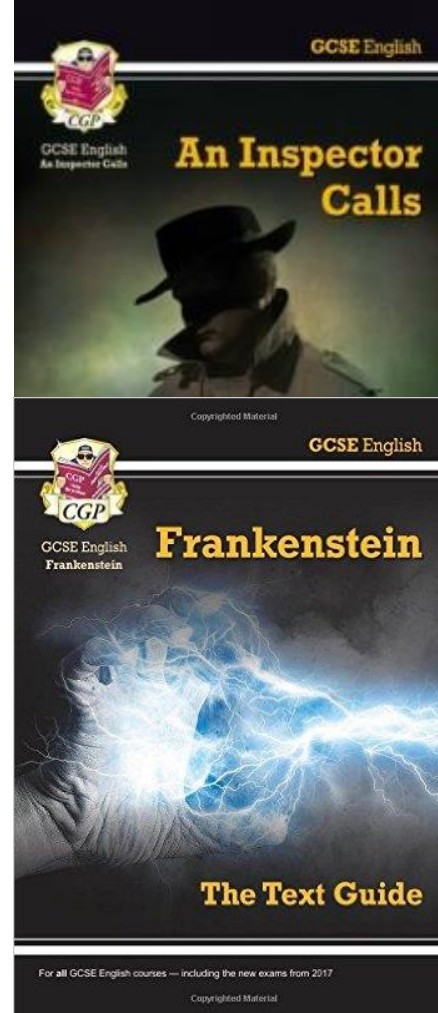
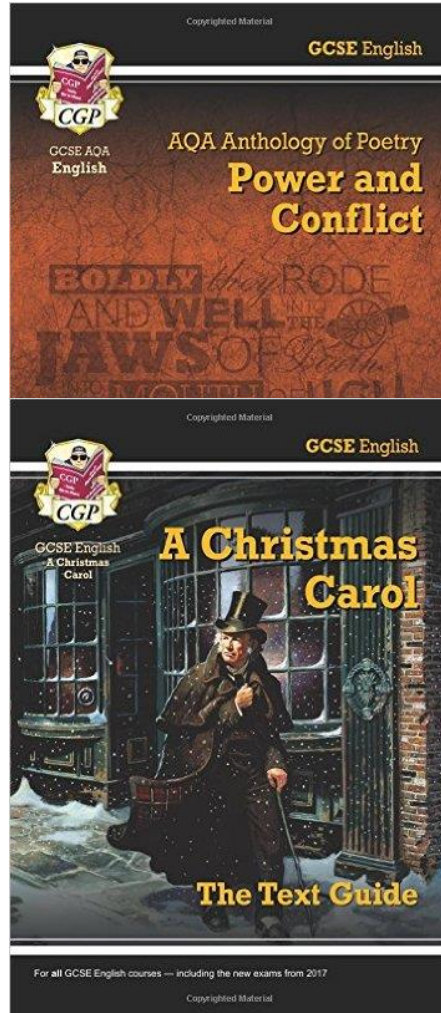
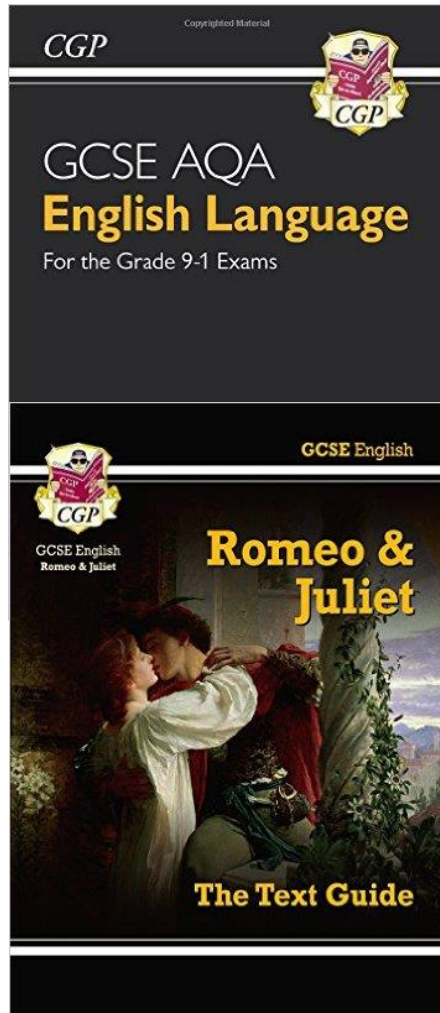
Paper 2 – Modern texts and Poetry

Section A – students have a choice of two questions relating to the modern text they have studied – they must choose one. There is no extract provided with either option. (30 marks + 4 SPaG marks)

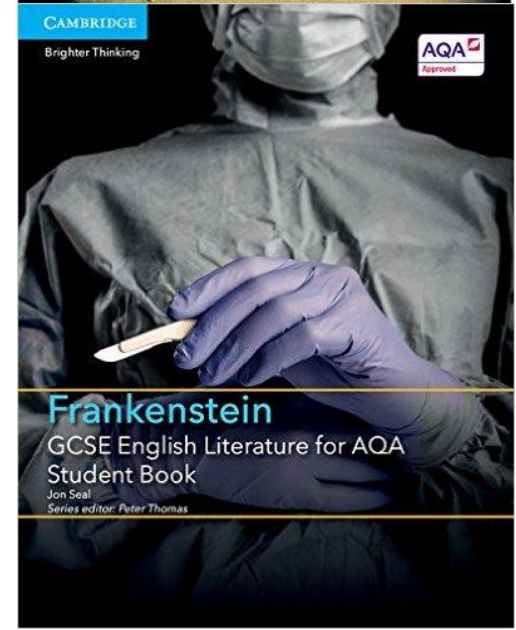

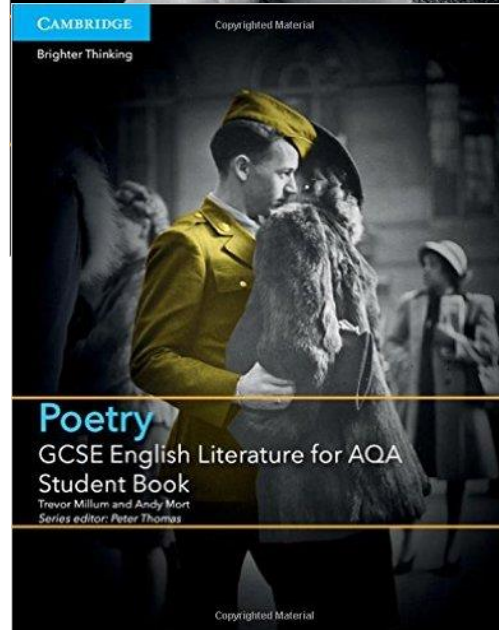

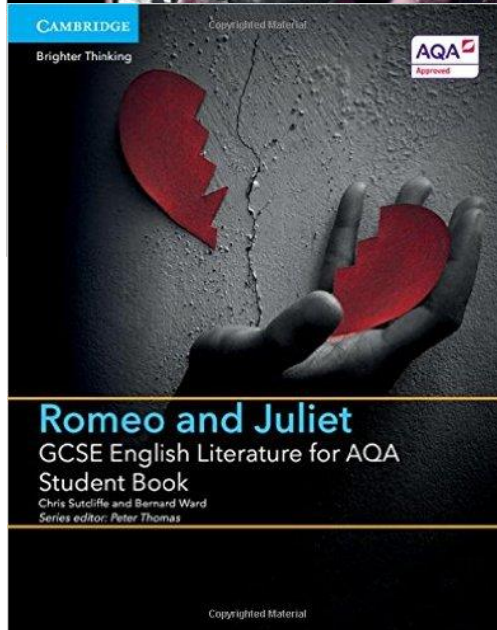
Section B – Students will answer one comparative question based upon the anthology of poems they have studied – Power and Conflict. One poem will be provided and students must choose another to compare. There will be no anthology – just a list of titles. (30 marks)

Section C – Students will be given two unseen poems. They will be asked to answer one question on the first and a second question asking them to compare the two unseen poems. (part a) 24 marks part b) 8 marks.

REVISING FOR YOUR ENGLISH EXAMS — REVISION IS NOW MORE IMPORTANT THAN IT'S EVER BEEN!! CPG DO A RANGE OF REVISION GUIDES...



AS DO CAMBRIDGE...



UTILISE THE EXAM BOARD WEBSITE

<http://www.aqa.org.uk/subjects/english/gcse/english-language-8700> (Language)

<http://www.aqa.org.uk/subjects/english/gcse/english-literature-8702> (Literature)

- ▶ On here you will find a sample papers and mark schemes as well as other information about the new exams.

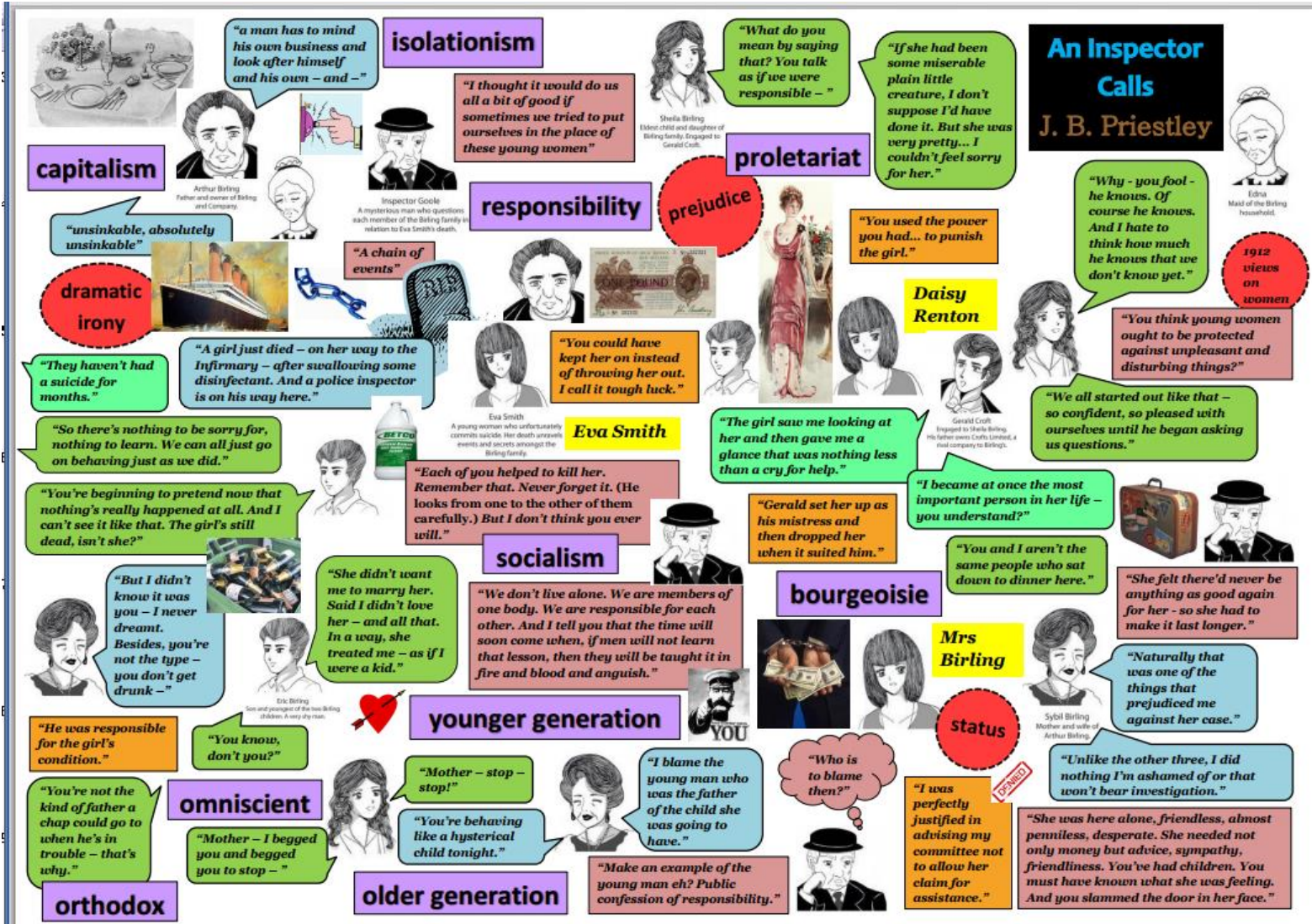
HOW TO REVISE FOR ENGLISH LANGUAGE

- ▶ Read – the focus is on reading fiction and non-fiction texts, novels from 19th, 20th and 21st century authors; non-fiction such as newspaper articles, magazine articles, letters, biographies, etc.
- ▶ Use articles that you think are interesting and have a go at an exam style question.
- ▶ Look at your junk mail!! A lot of junk mail is actually persuasive; charities trying to get you to donate, companies trying to get you to shop with them, etc. Look at their use of language.
- ▶ Practise writing...describe a place you've been, your room, the qualities you look for in friend; you could google search for interesting pictures and use those as a base for description.
- ▶ Use the blurbs of books and create your own narrative for the blurb – or at least the opening.
- ▶ Argue...write your parents a really persuasive letter; convince them to let you go to that party or to buy you the latest computer game...they still may not let you but it's all revision!
- ▶ Get a parent/ friend to check through your writing for spelling, punctuation and grammar (SPaG); it's amazing what you miss yourself!
- ▶ Use Mr Bruff – he has created videos that explore the new GCSE paper - <https://www.youtube.com/watch?v=Ch-XgnluOf4> this link takes you to paper 1, question 1 and then the others are available in the box down the right hand side.

HOW TO REVISE FOR ENGLISH LITERATURE

- ▶ Read your key texts – a lot! Remember it is closed book so everything you can remember is vital.
- ▶ Make note cards, mind maps, lists, character profiles, post it notes etc. to remember key themes, quotes/references, character traits, structures, writer's techniques...
- ▶ Create revision mats with key characters, themes, quotes, context etc.
- ▶ Condense your class notes on texts and poems – as you will only have poem titles to spur your memory try creating mind maps around each title.
- ▶ Record yourself talking through your notes and listen to it back.
- ▶ Use audio books and YouTube videos such as Mr Bruff; again, he has some new videos that deal with the new papers <https://www.youtube.com/watch?v=BWoR3gMLVvw> (although some of his older ones that deal with set texts would still be valuable.)
- ▶ Use revision notes, practice questions and your exercise books from your class.
- ▶ Practise questions and use the marking grids and feedback from your teachers to help you review your responses.

EXAMPLES OF REVISION MATS:



Monday, 23 September
2019

Maths

Mr Warden

Curriculum Leader for maths (maternity cover)

Aim of the new course:

- The new mathematics GCSE demands **deeper and broader** mathematical understanding. It provides all students with **greater coverage of key areas such as ratio, proportion and rates of change** and requires them to **apply their knowledge and reasoning** to provide clear **mathematical arguments**. It focuses on ensuring that **every student masters the fundamental mathematics** that is required for further education and future careers. It provides **greater challenge** for the most able students by thoroughly testing their understanding of the mathematical knowledge needed for higher level study and careers in mathematics, the sciences and computing.
- The new mathematics GCSE is **more demanding**.

Your exams in Summer 2020

- 1) 3 papers (1 non-calculator and 2 calculator) They are all 1 hour 30mins long.
- 2) Increased emphasis on problem solving.
- 3) Less structured, more open ended questions.
- 4) Each paper is equally weighted and is out of 80 marks.
- 5) Each paper will start with single mark multiple choice questions. (Normally about four of them)

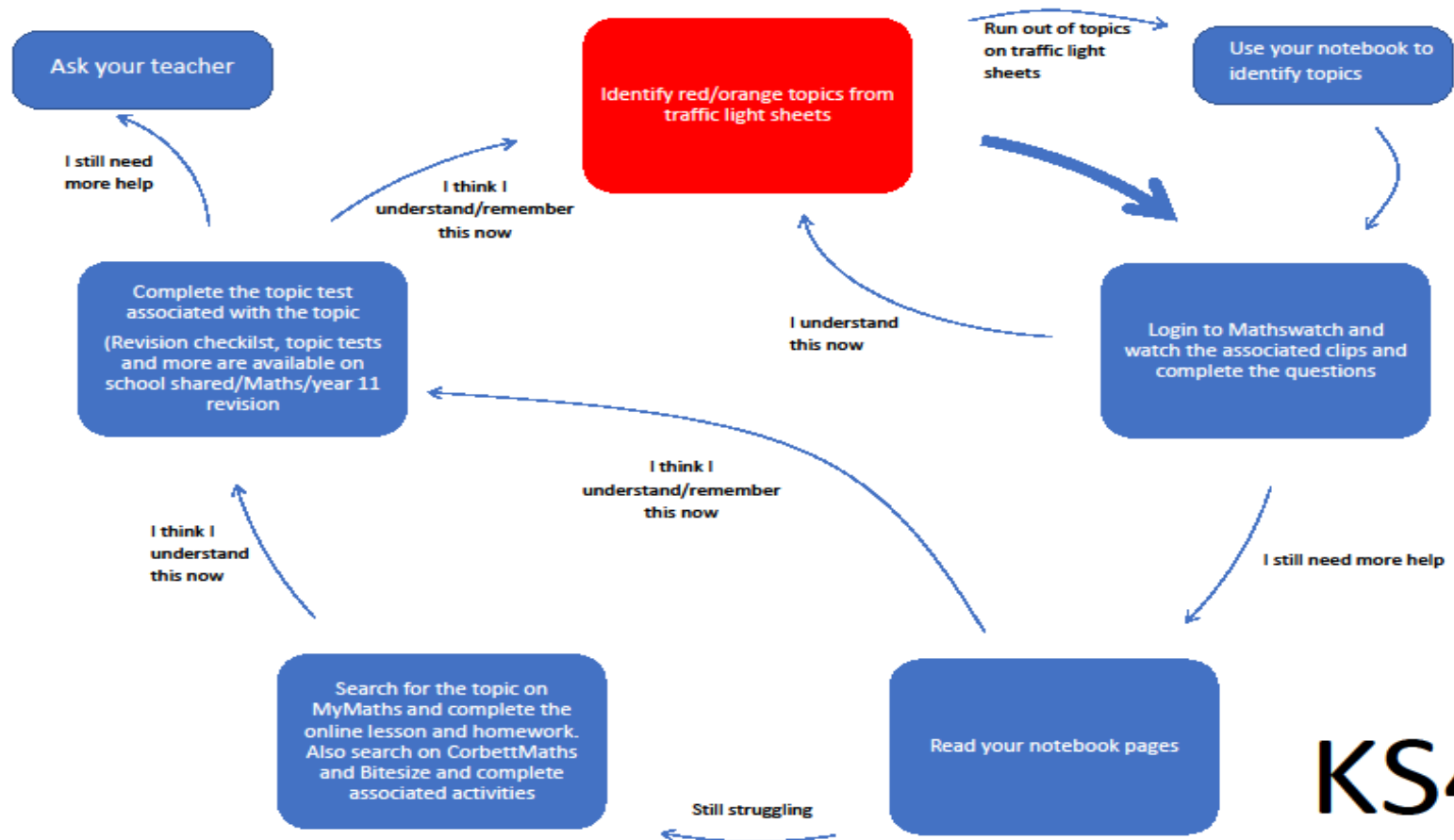
Maths revision

- Sometimes just ploughing through past papers is not the best way to revise.
 - Concentrate on the types of questions that you struggle with. (Think about practicing a sport)
- Equally, don't answer all of the questions on a particular topic from the revision booklets in one go. Space them out
- Retrieval effect
 - Put simply - You have to 'forget' something in order to help remember it.
- Do not just reach for the mark scheme/answers if you get stuck.
- DO NOT just make flash cards by copying notes from one place to another!
- Equally, DO NOT just read your notes
- To revise maths, you need to do some maths!

Resources available to you

- Booster/Drop in sessions
 - These will be either lunchtime or afterschool. Your teacher will organise the time and day with you as a class. If you can't go to your own you can always go to a different one!
- School shared – Shared/Maths/Year 11 Revision
 - Practice papers
 - Revision booklets
 - CGP papers
 - Other material – Look in the specific teacher folders
 - Revision flowchart
 - Formulae sheets
- You will be given practice papers to complete by your teacher – normally start after Feb half term
- Ask your teachers!

Monday, 23 September
2019



KS4

Triple & Trilogy Science GCSE

Combined (Trilogy) science grades:

- You will be awarded a joint grade worth **two** GCSEs - e.g. 9:9 two top grade marks or 5:5 two strong passes or 5:4 a strong pass and a standard pass. This will be calculated using your **cumulative score** over all six papers.

Separate sciences (Triple) science:

- You will receive a single grade for each subject, calculated using your cumulative score over **both** papers for that subject.

Progress onto A level science courses are NOT based on whether you took Triple or Trilogy but on your LEVEL. To be successful at GCE you will need to achieve at least a level 6

Triple & Trilogy Science GCSE

Combined (Trilogy) science grades:

1 Topics are Covered in Different Papers

For AQA Trilogy GCSE Combined Science, you'll sit six exam papers at the end of your course.

You're expected to know the basic concepts in each of the sciences for both exams. So, for example, in Biology Paper 2 you could be expected to know some of the basics from B1, B2, B3 or B4.

Paper	Time	No. of marks	Topics Assessed
Biology 1	1 hr 15 mins	70	B1, B2, B3 and B4
Biology 2	1 hr 15 mins	70	B5, B6 and B7
Chemistry 1	1 hr 15 mins	70	C1, C2, C3, C4 and C5
Chemistry 2	1 hr 15 mins	70	C6, C7, C8, C9 and C10
Physics 1	1 hr 15 mins	70	P1, P2, P3 and P4
Physics 2	1 hr 15 mins	70	P5, P6 and P7

cumulative score over both papers for that subject.

Progress onto A level science courses are NOT based on whether you took Triple or Trilogy but on your LEVEL. To be successful at GCE you will need to achieve at least a level 6

Revise & prepare

- Don't just **read** your notes or revision guide! You must do something **active**; Use the revision guides from CGP (available to order tonight) by reading the notes and then completing the revision exercises at the end of each chapter.
- Hone your maths skills – 20% of the total marks will come from testing your maths ability
- Learn the required practicals - 15% of the total marks so learn the definitions of key scientific terms used, create a brief outline of the methods, key equipment used and how the practical could be improved.
- You can buy the **exam practice workbooks**, which have topic specific questions as well as mixed questions or answer specimen exam papers you can download them from the AQA website - there are mark schemes here too.
- Use other revision resources and quizzes such as www.doddlelearn.co.uk, BBC Bitesize, 23 equations app in Physics or access Seneca learning

QEGS Expectations

Together at QEGS we:



1. Do as we are asked **first time**, every time, by **any** member of staff
2. Are **respectful** to ourselves, others and the environment
3. Arrive **on time**, are equipped and **ready to learn**
4. **Try our best** at all times, in all circumstances
5. Use technology **responsibly**

To ensure that we all work together with pride in a positive, productive, safe and happy school.

ATL & BFL – positive attitude to learning & behaviour for learning

I always have the correct equipment

I will keep on working until I fully understand a concept


I listen well to and follow all instructions

I listen to and act upon feedback so I can improve next time

I am always keen to get started on tasks and complete work with enthusiasm

I regularly answer questions and make verbal contributions to discussions

I work very effectively in pairs and groups to share ideas and finish tasks.



I don't learn from my mistakes - I make no effort to answer questions or contribute verbally to discussions - I often don't listen to or talk over the contributions of others. -

I misuse time working in pairs or groups to discuss unrelated matters - I cause distractions which stop me and others from working well - I give up on tasks too easily